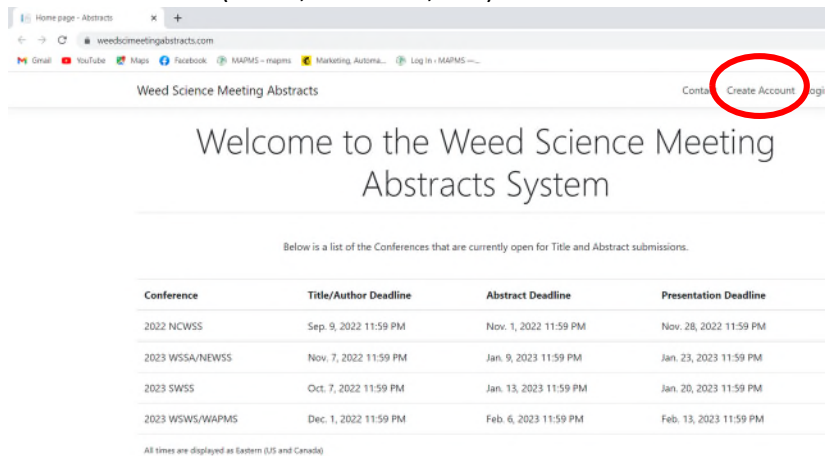
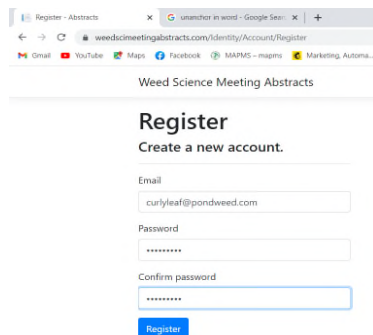


Using the Weed Science Meeting Abstracts System for the First Time

1. Navigate to www.weedsciemeetingabstracts.com and click Create an Account in the upper right of your screen (a). You will need to enter your email address and make a password on the next screen to finish creating your account (b). Once you create your account, you will enter your profile information (Name, affiliation, etc.)

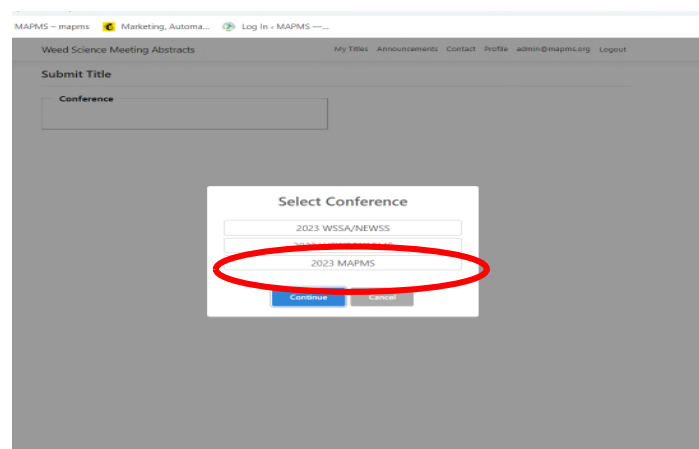


a.



b.

2. You are automatically directed to the “List of Titles” page. Click “Create New. Next, select “2023 MAPMS” from the list of available conferences and click Continue.



3. Enter the title of your presentation and select whether you are a student. ****You will not be able to complete the submission without answering yes or no to the student question****

The screenshot shows a web browser window with the URL `sdscimeetingabstracts.com/User/UserTitles/Edit?id=6045`. The page title is "2023 MAPMS". Below the title, there is a "Title" section with a text area containing "My Presentation" and a word count of 2. Below that is a "Student" section with a dropdown menu for "Are you a student?". The dropdown is open, showing options: "(Select)", "No", "Yes - Undergraduate", "Yes - Masters", and "Yes - PhD".

4. Select "Oral" as the presentation type then select the Section in which you want to present (General, Student paper contest, Applied Techniques and Technologies contest) in Section 1. You do not need to select a response for choice 2 or 3.

The screenshot shows the "Section" section of the form. It asks to "Choose the preferred sections for your title". The "Type" dropdown is set to "Oral". The "Section Choice 1" dropdown is open, showing options: "(Select a section)", "Competition - Applied Techniques and Technologies", "Competition - Student Presentations", "General Presentations", and "Science or Technology".

5. Enter Authors name(s) and arrange in appropriate order if necessary and enter biography of the speaker/presenter (required)

The screenshot shows the "Authors" section with a list of two authors: "Willey, Leif N" (marked as the presenter) and "Kay, Amy". Below this is the "Presenter Biography" section, which is required and contains the text "MAPMS Editor and President elect".

6. If anyone else should have permission to edit your submission, enter their email address as co-submitter (optional). Enter your presentation abstract text and click the blue “Submit” button. **You do not have to upload your PowerPoint to submit your abstract and title. Once your title and abstract are submitted you will be allowed until the day before the conference to upload your presentation.**

Abstract

The abstract should be written as a single paragraph and contain brief descriptions of the research and methods used as well as a descriptive summary of results obtained. The abstract should contain meaningful information on completed research. The abstract should include a brief overview of essential aspects of experimental procedures and should highlight significant results and their interpretation. Write the abstract so it consists entirely of information.

B *I* U **#** **¶** **X'** **X** **≡** **≡** **≡** **•**

Waterweed science was performed, waterweed data were collected, waterweed results were communicated]

Word count: 12

Upload Presentation

Slides should be in PowerPoint format (200MB limit)

[Upload a file](#)

Drop files here

[Submit](#) [Cancel](#)